



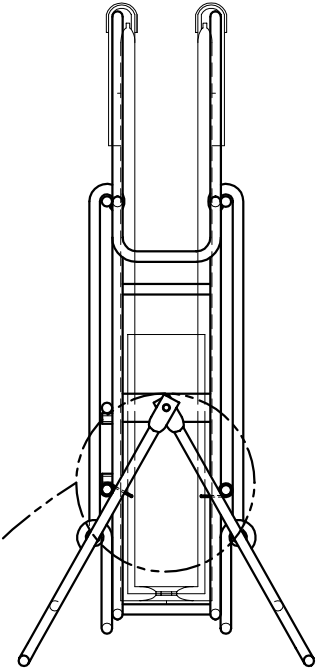
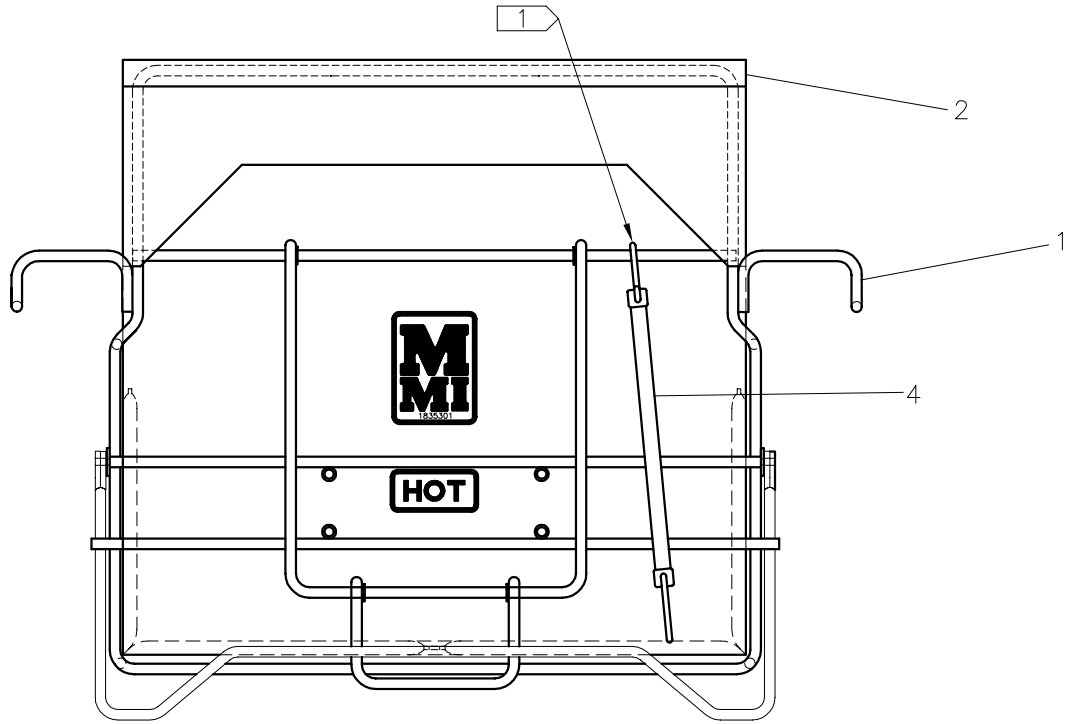
McElroy Manufacturing, Inc.
 The leader by design.
 Tulsa, Oklahoma U.S.A.

DRAWN: SS	CHECK: SWB	APPRV'D: B	DATE: 2/12/97	SHT No: 2	REV No: B	PART No: 1835102
-----------	------------	------------	---------------	-----------	-----------	------------------

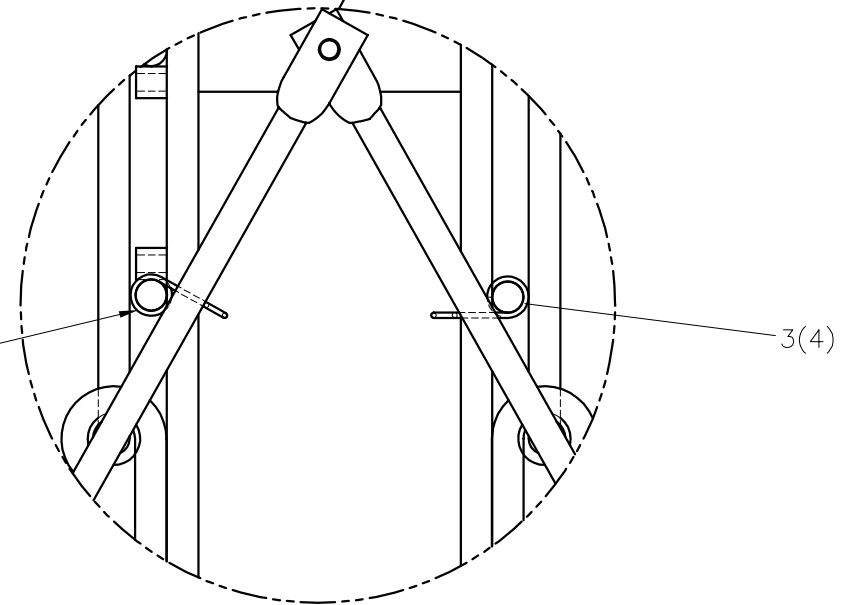
HEATER BAG ASSEMBLY

NOTE: THIS DRAWING AND THE INFORMATION CONTAINED THEREIN IS THE CONFIDENTIAL AND PROPRIETARY PROPERTY OF McElroy Manufacturing, Inc. THE DRAWING IS NOT TO BE REPRODUCED IN ANY MANNER, SUBMITTED OUTSIDE PARTIES FOR EXAMINATION, OR USED DIRECTLY OR INDIRECTLY FOR THE PURPOSES OTHER THAN THOSE FOR WHICH IT WAS FURNISHED WITHOUT WRITTEN PERMISSION OF McElroy Manufacturing, Inc.

NOTES:
 1. CLOSE LOOP THIS HOOK ONLY.



SPRINGS MUST BE INSTALLED WITH ORIENTATION SHOWN



HEATER BAG ASSEMBLYParts List

ITEM	PART NO.	QTY.	DESCRIPTION
	1835102		ASSEMBLY
1	1835206	1	FRAME WELDMENT
2	1835301	1	HEATER BAG
3	1835208	4	LEG RETAINER SPRING
4	MJG00001	1	RUBBER BUNGEE CORD

DRAWING REVISION HISTORY LISTING

PART NO: 1835102
DESCRIPTION: HEATER BAG ASSEMBLY

<u>APPR.</u>	<u>REV</u>	<u>DATE</u>	<u>BY</u>	<u>DESCRIPTION OF REVISION</u>
TLW	A	12/6/00	BWW	REVISED DRAWING TO SHOW NEW HEATER BAG FRAME DESIGN AND ADDED NEW PART LEG RETAINER SPRING (1835208) ITEM 3 AND DETAIL FOR ORIENTATION.
SWB	B	10/21/05	BWW	REMOVED PARTS LIST FROM DRAWING FACE PER PARTS FINDER PROJECT.