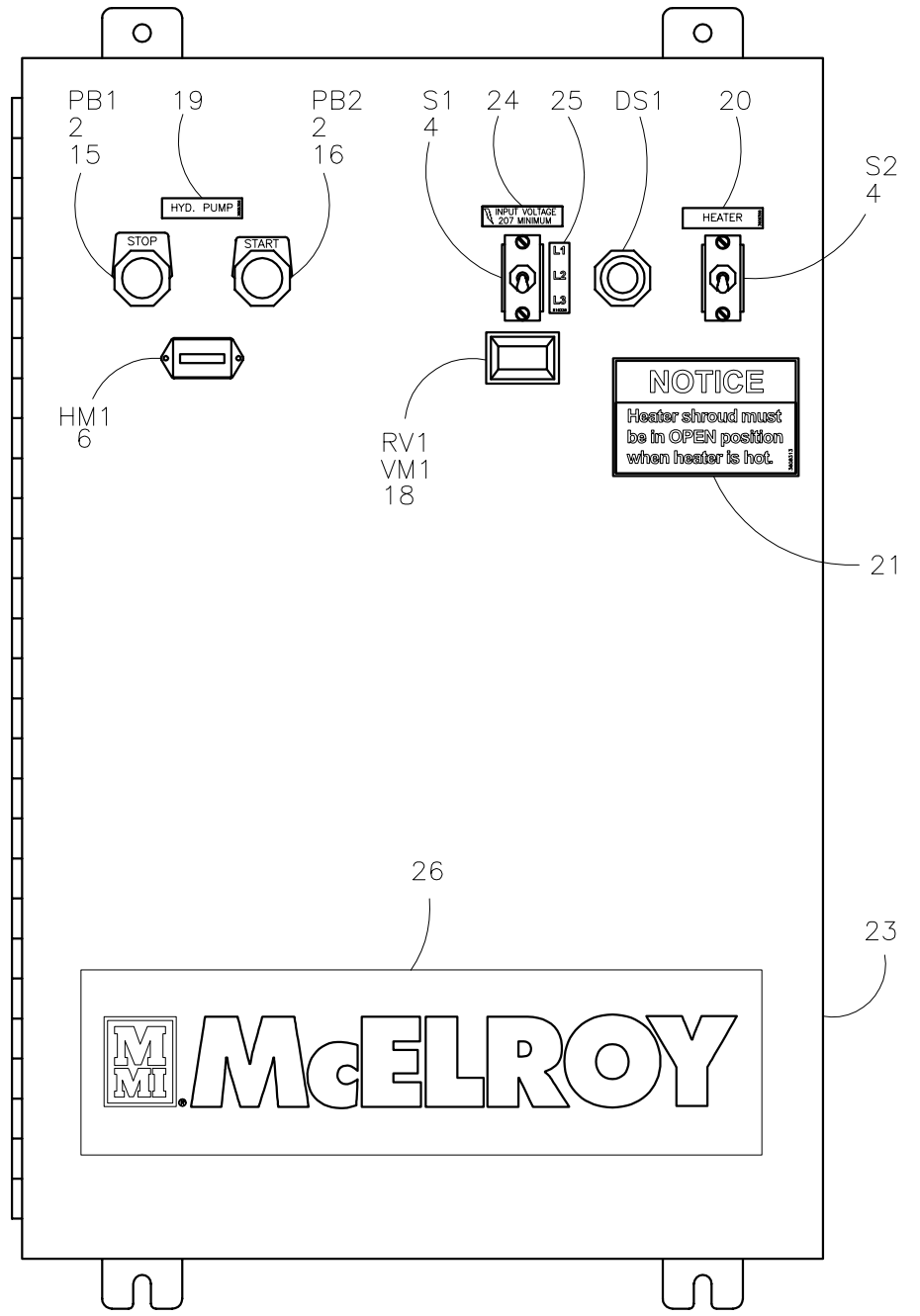
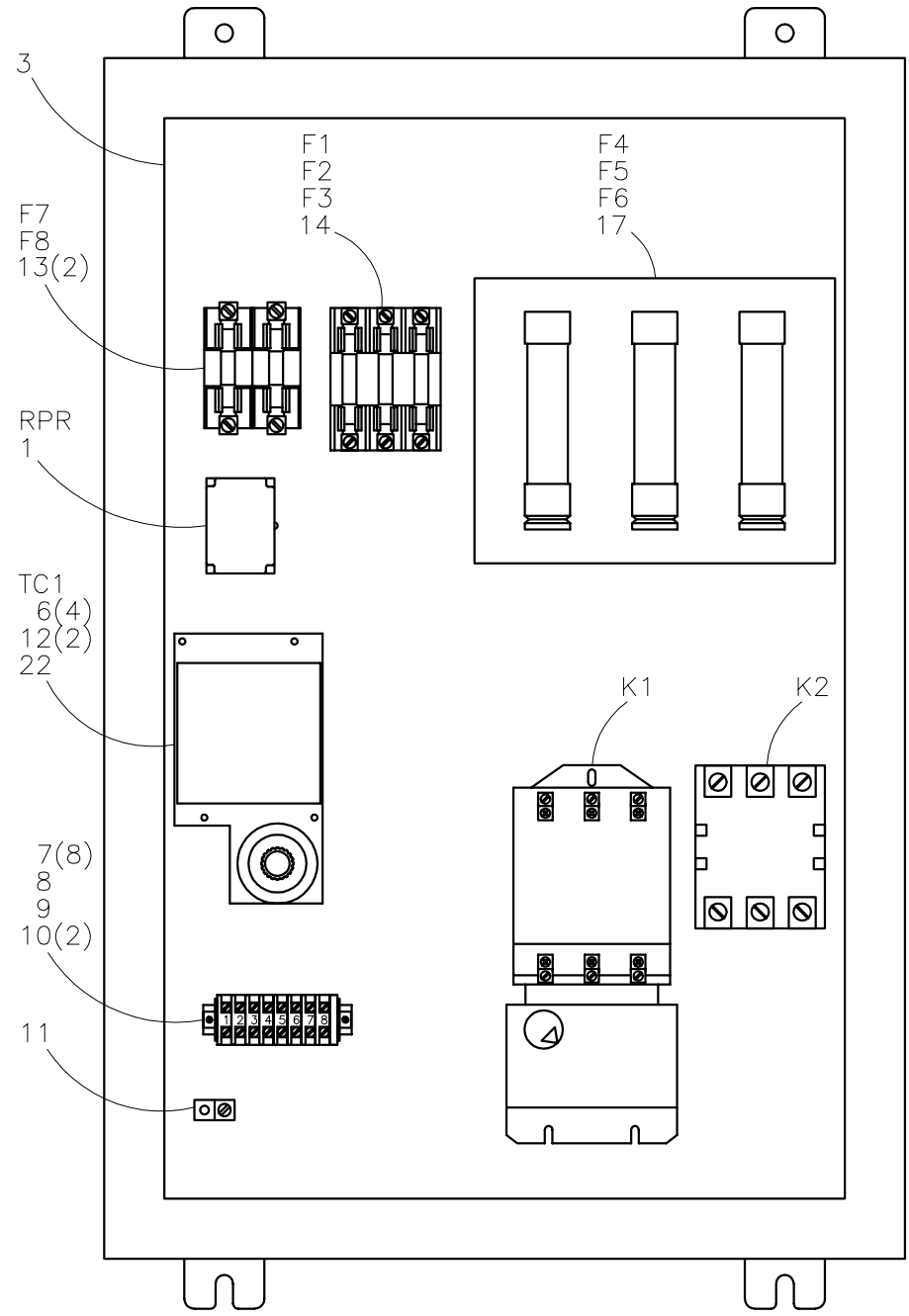




McElroy Manufacturing, Inc.
 The leader by design.
 Tulsa, Oklahoma U.S.A.

| | | | | | | | |
|--|------------|--------------|---------------|-----------------|-----------|-----------|------------------|
| DRAWN: BEA | CHECK: MJA | APPRV'D: RAD | DATE: 9/22/98 | DWG No: 6318000 | SHT No: 3 | REV No: D | PART No: 6318003 |
| #2065A CONTROL BOX ASSEMBLY 220-240V, 50/60Hz, 3Ph | | | | | | | CAD No: 6318003 |

NOTE: THIS DRAWING AND THE INFORMATION CONTAINED THEREIN IS THE CONFIDENTIAL AND PROPRIETARY PROPERTY OF McElroy Manufacturing, Inc. THE DRAWING IS NOT TO BE REPRODUCED IN ANY MANNER, SUBMITTED OUTSIDE PARTIES FOR EXAMINATION, OR USED DIRECTLY OR INDIRECTLY FOR THE PURPOSES OTHER THAN THOSE FOR WHICH IT WAS FURNISHED WITHOUT WRITTEN PERMISSION OF McElroy Manufacturing, Inc.



#2065A CONTROL BOX ASSEMBLY
220-240V, 50/60Hz, 3Ph

Parts List

| ITEM | PART NO. | QTY. | DESCRIPTION |
|------------|----------------|---------|----------------------------------|
| | 6318003 | | ASSEMBLY |
| DS1 | MLN00019 | 1 | PILOT LIGHT |
| F1, F2, F3 | MLN00012 | 6 | 45 AMP FUSE |
| F4, F5, F6 | MLN00130 | 6 | 110 AMP FUSE |
| F7, F8 | MLN00023 | 4 | 5 AMP FUSE |
| HM1 | MHK00005 | 1 | HOUR METER |
| K1 | MKB00043 | 1 | MOTOR STARTER |
| K2 | MKB00046 | 1 | CONTACTOR |
| PB1, PB2 | MKC00001 | 2 | PUSH BUTTON |
| RPR | MKB00003 | 1 | REVERSE PHASE RELAY |
| RV1 | MQH00031 | 1 | 275V, 23JOULES MOV |
| S1 | MKE00009 | 1 | TOGGLE SWITCH |
| S2 | MKE00006 | 1 | TOGGLE SWITCH |
| TC1 | 841101 | 1 | TEMPERATURE CONTROL MODIFICATION |
| VM1 | MKH00080 | 1 | PANEL MOUNT DIGITAL VOLTMETER |
| 1 | MKB00004 | 1 | RELAY SOCKET |
| 2 | MKC00002 | 2 | CONTACT BLOCK |
| 3 | MLA00046 | 1 | PANEL |
| 4 | MLG00001 | 2 | SWITCH GUARD |
| 5 | MLM00001 | 10 | RING TERMINAL |
| 6 | MLM00017 | 6 | QUICK-SLIDE CONNECTOR |
| 7 | MLM00019 | 8 | TERMINAL BLOCK |
| 8 | MLM00022 | 1 | TERMINAL END SECT |
| 9 | MLM00028 | 0.416FT | TERMINAL MOUNTING CHANNEL |
| 10 | MLM00029 | 2 | CHANNEL CLAMP |
| 11 | MLM00037 | 1 | SOLDERLESS GROUND LUG |
| 12 | MLM00124 | 2 | FEMALE SLIDE -ON TERMINAL |
| 13 | MLN00004 | 2 | FUSE BLOCK |
| 14 | MLN00013 | 1 | FUSE BLOCK |
| 15 | MLN00017 | 1 | LEGEND PLATE "STOP" |
| 16 | MLN00018 | 1 | LEGEND PLATE "START" |
| 17 | MLN00132 | 1 | FUSE HOLDER |
| 18 | MLN00384 | 1 | VOLTMETER BEZEL |
| 19 | 3608306 | 1 | HYDRAULIC PUMP LABEL |
| 20 | 3608308 | 1 | HEATER LABEL |
| 21 | 3608313 | 1 | HEATER SHROUD NOTICE LABEL |
| 22 | 3620004 | 1 | TEMP CONTROL MOUNTING BRACKET |
| 23 | 6308001 | 1 | ELEC ENCLOSURE MOD |
| 24 | 816326 | 1 | 207 MIN INPUT VOLTAGE LABEL |

#2065A CONTROL BOX ASSEMBLY
220-240V, 50/60Hz, 3Ph

Parts List

| ITEM | PART NO. | QTY. | DESCRIPTION |
|------|----------|------|------------------------------|
| 25 | 816328 | 1 | VOLTMETER LABEL |
| 26 | 8163120 | 1 | LARGE McELROY BRANDING LABEL |

NOTES:

1. WIRE PER ELECTRICAL SCHEMATIC #6318001.
2. ITEM #5 IS NOT SHOWN.

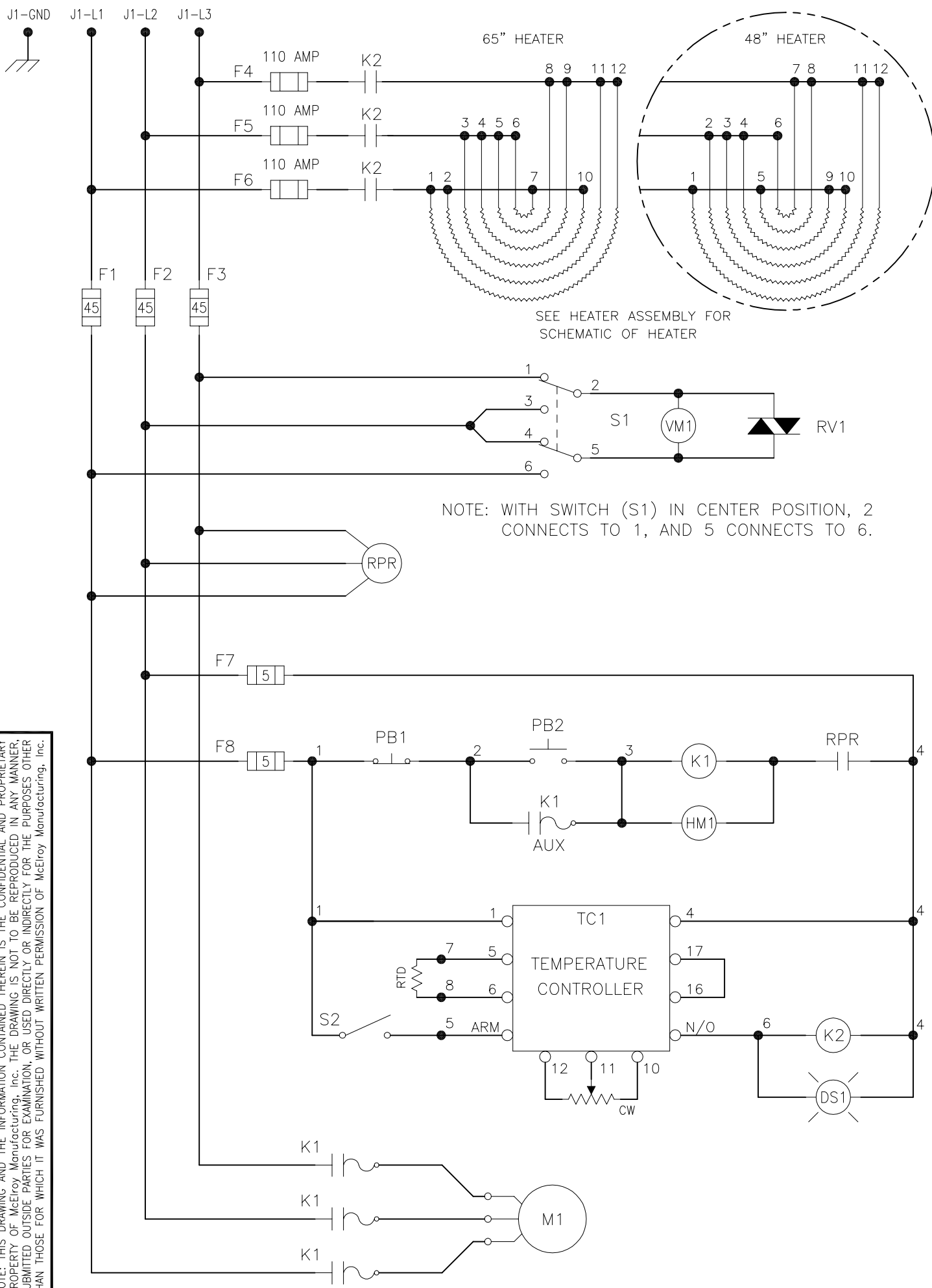
DRAWING REVISION HISTORY LISTING

PART NO: 6318003

DESCRIPTION: #2065A CONTROL BOX ASSEMBLY 220-240V, 50/60Hz, 3Ph

| <u>APPR.</u> | <u>REV</u> | <u>DATE</u> | <u>BY</u> | <u>DESCRIPTION OF REVISION</u> |
|--------------|------------|-------------|-----------|---|
| RAD | A | 06/14/99 | AH | REVISED ITEM #6(MLM00017) QTY 7 TO 4. THIS WAS DONE DUE TO CHANGES TO 841101 TEMP. CONTROL MOD. |
| TLW | B | 02/25/00 | BWW | REVISED TO ADD ITEM 6 TO SHT. 3 & CHANGE HOUR METER PART NO. FROM MLN00089 TO MKH00005 A UNIVERSAL HOUR METER ALSO CHANGE QTY ON ITEM 5 RING TERMINAL FROM 12 TO 10 & QTY. ON ITEM 6 QUICK-SLIDE CONNECTOR FROM 4 TO 6. |
| TLW | C | 07/24/00 | PB | REVISED DESCRIPTION TO CONTROL BOX FOR CONSISTENCY AND 220-240V, 50/60Hz, 3Ph. THIS CONSOLIDATION IS POSSIBLE DUE TO MULTI-RANGE HOUR METER MKH00005 NOW BEING USED. SEE PCR 99037 & REV. B. |
| SWB | D | 01/11/05 | RLE | ADDED ITEM #26 8163120 QTY. (1) LARGE BRANDING LABEL. |

NOTE: THIS DRAWING AND THE INFORMATION CONTAINED THEREIN IS THE CONFIDENTIAL AND PROPRIETARY PROPERTY OF McElroy Manufacturing, Inc. THE DRAWING IS NOT TO BE REPRODUCED IN ANY MANNER, SUBMITTED OUTSIDE PARTIES FOR EXAMINATION, OR USED DIRECTLY OR INDIRECTLY FOR THE PURPOSES OTHER THAN THOSE FOR WHICH IT WAS FURNISHED WITHOUT WRITTEN PERMISSION OF McElroy Manufacturing, Inc.



NOTE: WITH SWITCH (S1) IN CENTER POSITION, 2 CONNECTS TO 1, AND 5 CONNECTS TO 6.

SEE HEATER ASSEMBLY FOR SCHEMATIC OF HEATER



DRAWING REVISION HISTORY LISTING

PART NO: 6318001

DESCRIPTION: #2065A ELECTRICAL SCHEMATIC 220-240V, 50/60Hz, 3Ph

| <u>APPR.</u> | <u>REV</u> | <u>DATE</u> | <u>BY</u> | <u>DESCRIPTION OF REVISION</u> |
|--------------|------------|-------------|-----------|--|
| PJB | A | 04/03/02 | BEA | REMOVED HEATER WATTAGES FROM SCHEMATIC. THIS INFORMATION SHOWN ON HEATER ASSEMBLY DRAWING. |