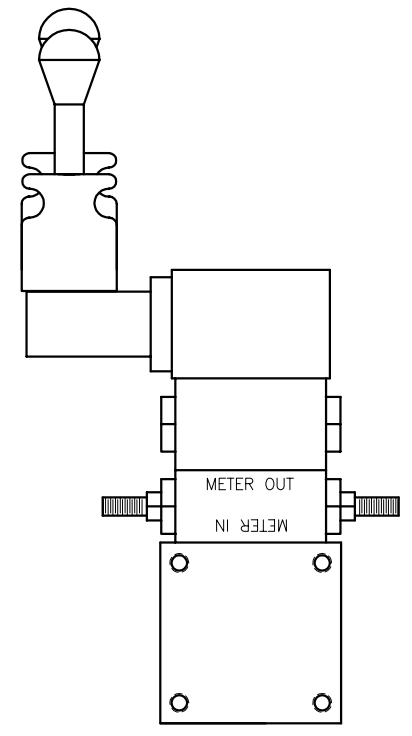
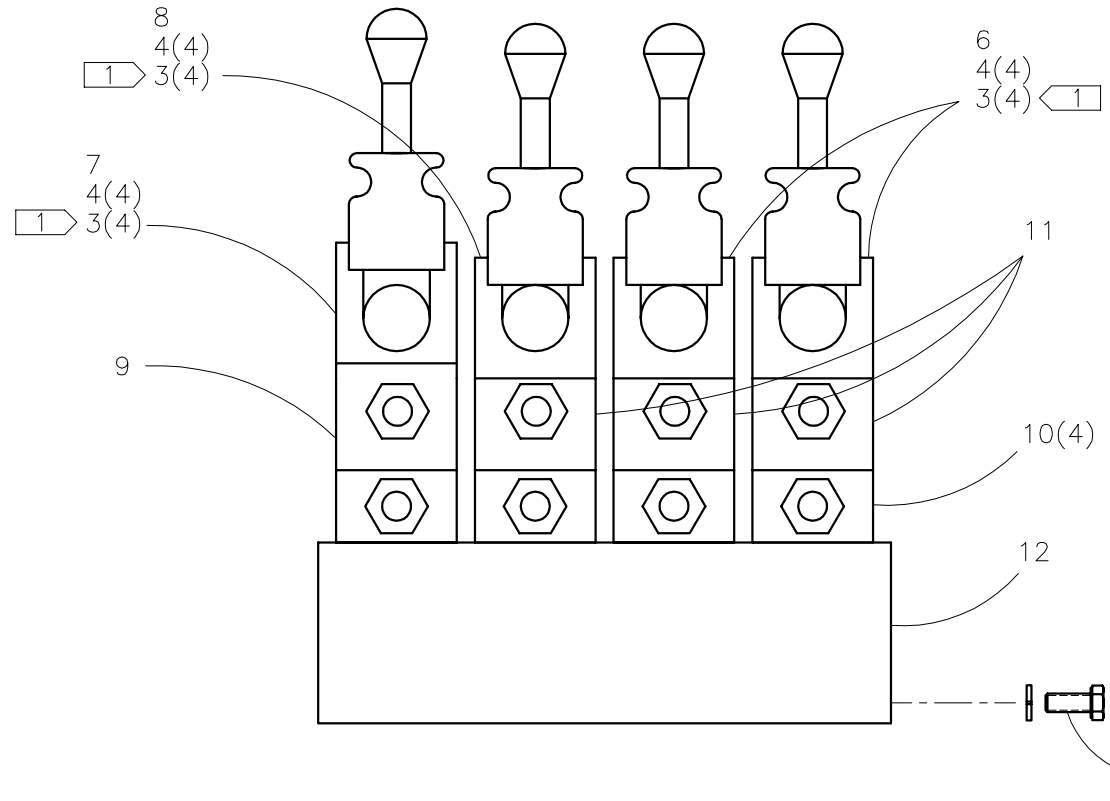
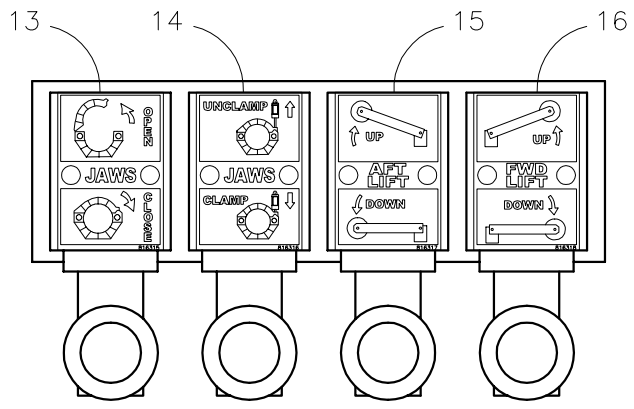




McElroy Manufacturing, Inc.
 The leader by design.
 Tulsa, Oklahoma U.S.A.

DRAWN: RLE	CHECK: TLW	APPRV'D: SWB	DATE: 04/01/99	DWG No.: 2424600	SHT No.: 1	REV No.: N	PART No.: 2424601
#1648 FIXED JAW STACK ASSEMBLY							CAD No.: 2424601

NOTE: THIS DRAWING AND THE INFORMATION CONTAINED THEREIN IS THE CONFIDENTIAL AND PROPRIETARY PROPERTY OF McElroy Manufacturing, Inc. THE DRAWING IS NOT TO BE REPRODUCED IN ANY MANNER, SUBMITTED TO OUTSIDE PARTIES FOR EXAMINATION, OR USED DIRECTLY OR INDIRECTLY FOR THE PURPOSES OTHER THAN THOSE FOR WHICH IT WAS FURNISHED WITHOUT WRITTEN PERMISSION OF McElroy Manufacturing, Inc.



#1648 FIXED JAW STACK ASSEMBLYParts List

ITEM	PART NO.	QTY.	DESCRIPTION
	2424601		ASSEMBLY
1	MAB00032	4	5/16-18NC X 3/4" LG HHCS
2			
3	MAC00049	16	#10-24NC X 4-1/4" LG SHCS
4	MBE00004	16	#10 REG SPLIT LK WASHER
5	MBE00006	4	5/16" LOCK WASHER
6	MEF00015	2	DIRECTIONAL VALVE
7	MEF00016	1	DIRECTIONAL VALVE
8	MEF00017	1	DIRECTIONAL VALVE
9	MEH00005	1	RELIEF VALVE
10	MEJ00001	4	FLOW CONTROL VALVE
11	MEJ00002	3	CHECK VALVE
12	MEL00002	1	MANIFOLD
13	816315	1	JAWS OPEN/CLOSE LABEL
14	816316	1	JAWS CLAMP/UNCLAMP LABEL
15	816317	1	AFT PIPE LIFT UP/DOWN LABEL
16	816318	1	FWD PIPE LIFT UP/DOWN LABEL

NOTES:

1. TORQUE TO 4-5 FT-LBS (48-60 IN-LBS).
2. USE #MDL00093 FOR REPLACEMENT O-RING NUMBERS FOR ITEMS: 6, 7, 8, 9, 10 & 11. QUANTITY OF (4) FOR EACH ITEM.
3. THIS ASSEMBLY ALSO USED FOR SERVICE PART ON #824 UNITS PREVIOUS TO S/N 345120 & ON #1236 UNITS PREVIOUS TO S/N 331820.

DRAWING REVISION HISTORY LISTING

PART NO: 2424601
DESCRIPTION: #1648 FIXED JAW STACK ASSEMBLY

<u>APPR.</u>	<u>REV</u>	<u>DATE</u>	<u>BY</u>	<u>DESCRIPTION OF REVISION</u>
B	K	7/05/95	TLW	IGES FROM BRAVO TO AUTOCAD. CREATED TYPED PARTS LIST. SEPARATED TO SHEETS 2, 3 AND 4.
TLW	L	04/01/99	RLE	REVISED & REDRAWN FOR #824, #1648, & #2065 FUSION UNITS. ADDED ITEM #1, MAB00032 QTY. (4), ITEM #5, MBE00006 QTY. (4), ITEM #13, 816315 QTY (1), ITEM #14, 816316 QTY. (1), ITEM #15, 816317 QTY. (1), ITEM #16, 816318 QTY. (1) & ADDED NOTE #2.
SWB	M	06/06/05	JAB	CORRECTED DRAWING & MOUNTING HARDWARE OF ITEM #9 RELIEF VALVE TO MATCH AS BUILT. ADDED QTY TO ALL ITEMS FOR CLARITY.
SPA	N	12/19/05	JAB	REMOVED ITEM 2 (MAC00048) AND CHANGED QTY OF ITEM 3 (MAC00049) FROM 4 TO 16. CHANGES MADE TO ALLOW MORE THREAD ENGAGEMENT INTO MANIFOLD AND EASE ASSEMBLY PROCESS. ALSO, ADDED NOTE 1 TO ENSURE PROPER TORQUE ON MOUNTING BOLTS.